



DURA**BOX**
2 0 1 7



DURABOX provides protection from theft and weather for your valuable tools and equipment at the jobsite. From Chests to Field Offices, **DURABOX's** innovative design and versatility offer strength and durability for top security and ideal storage solutions.



SINGLE PADLOCK

Single padlock security system with recessed housing to prevent opening with bolt cutters.



PIANO HINGES

Full-length, stacked and welded piano hinges with secure pins.



16-GAUGE STEEL CONSTRUCTION

Arc-welded seams ground to a smooth, perfect finish.



RIGID SECURITY

Formed sidewall design allows door or lid to overlap when closed, offering added security, along with protection from weather damage.



POWDER COATING

Baked-on powder coating for increased resistance to corrosion and weather damage.



RECESSED HANDLES

Out of the way for easy storage.



LID LATCHES

3- and 2-point lid latches reinforced with steel plates to prevent pry-in access.



BOLSTERS

Pre-drilled with 4 ovals for mounting optional 4" or 6" casters and 1 oval for caster lubrication, 3/16-gauge bolsters offer 4-way skid access.

CHESTS

Jobsite chest 6
XL drop-front jobsite chest 7
Slope-lid jobsite chest 8
Small jobsite chest 9

PIANO BOXES

Jobsite piano box 11
XL piano box 12
Drop-front piano box 13

CABINETS

Jobsite cabinet 15
Jobsite bin cabinet 16
Jobsite drawer cabinet 17
Jobsite rolling clamshell cabinet 18

WORKBENCHES

Workbenches 20

FIELD OFFICE

Field office 22

WELDER BOX

Welder box 24

ACCESSORIES

Jobsite storage accessories 26

CHESTS



JOBSITE CHEST

The best way to store, organize and keep your tools secure




MODEL	LENGTH	DEPTH	HEIGHT	cu. ft	APPROX. WEIGHT (lb)
DBJB1103620Z00	36"	20"	23 3/4"	9.90	124
DBJB1104220Z00	42"	20"	23 3/4"	11.55	137
DBJB1104824Z00	48"	24"	27 3/4"	18.50	170
DBJB1104830Z00	48"	30"	33 3/8"	27.81	187
DBJB1106024Z00	60"	24"	27 3/4"	23.13	190
DBJB1107224Z00	72"	24"	27 3/4"	27.75	194



XL DROP-FRONT JOBSITE CHEST

Extra-large, high-capacity chest with ramp for rolling larger, heavier tools



MODEL	LENGTH	DEPTH	HEIGHT	cu. ft	WIRE KNOCKOUTS	APPROX. WEIGHT (lb)
DBJB1206031Z00	60"	31"	45"	48.44	8	297



SLOPE-LID JOBSITE CHEST

Support rods convert this sturdy slope-lid chest into a convenient horizontal work surface



MODEL	LENGTH	DEPTH	HEIGHT	cu. ft	WIRE KNOCKOUTS	APPROX. WEIGHT (lb)
DBJB1306030Z00	60"	30"	39 1/2"	41.15	2	281



SMALL JOBSITE CHEST

Compact mobility and security



MODEL	LENGTH	DEPTH	HEIGHT	cu. ft	APPROX. WEIGHT (lb)
DBJB1103118Z00	31"	18"	17 1/2"	5.65	82

PIANO BOXES



JOBSITE PIANO BOX

The perfect combination of security, capacity and organization



MODEL	LENGTH	DEPTH	HEIGHT	cu. ft	WIRE KNOCKOUTS	APPROX. WEIGHT (lb)
DBJB2104831Z00	48 7/8"	31 11/32"	49 1/2"	43.88	1	304
DBJB2106031Z00	60	31 11/32"	49 1/2"	53.87	1	377
DBJB2106030Z00	60 7/8"	30 1/8"	37 11/16"	40.00	1	278
DBJB2107430Z00	74 7/8"	30 1/8"	49 7/8"	65.10	1	451



XL JOBSITE PIANO BOX

Our extra-large piano box boasts 9 (3 full-length and 6 side) shelves of ample storage space



MODEL	LENGTH	DEPTH	HEIGHT	cu. ft	WIRE KNOCKOUTS	APPROX. WEIGHT (lb)
DBJB2407435Z00	74 1/2"	35 1/2"	60 1/4"	92.21	1	543



DROP-FRONT JOBSITE PIANO BOX

The drop-front ramp lets you roll in and store larger items



MODEL	LENGTH	DEPTH	HEIGHT	cu. ft	WIRE KNOCKOUTS	APPROX. WEIGHT (lb)
DBJB2206030Z00	60"	30"	50"	52.08	1	405
DBJB2207430Z00	74"	30"	50"	64.24	1	473

CABINETS



JOBSITE CABINET

Versatility and huge storage capacity – all in one box




MODEL	LENGTH	DEPTH	HEIGHT	cu. ft	WIRE KNOCKOUTS	APPROX. WEIGHT (lb)	DOORS
DBJB3106024Z00	60 1/8"	24 1/4"	60 3/4"	51.26	4	366	2
DBJB3126024Z00	60 1/8"	24 1/4"	60 3/4"	51.26	4	430	2 (open side)
DBJB3106030Z00	60 1/8"	30 1/4"	60 3/4"	63.94	4	481	2
DBJB3116032Z00	60 1/8"	32 1/4"	60 3/4"	68.17	4	568	4 (both sides)



JOBSITE BIN CABINET

A customized organization solution with a full-length top shelf – plus dividers that can be arranged to create multi-sized spaces to store small or bulky items




MODEL	LENGTH	DEPTH	HEIGHT	cu. ft	WIRE KNOCKOUTS	APPROX. WEIGHT (lb)
DBJB3507224Z00	72"	24"	60 3/4"	60.75	4	541



JOBSITE DRAWER CABINET

This cabinet offers added storage options without compromising security

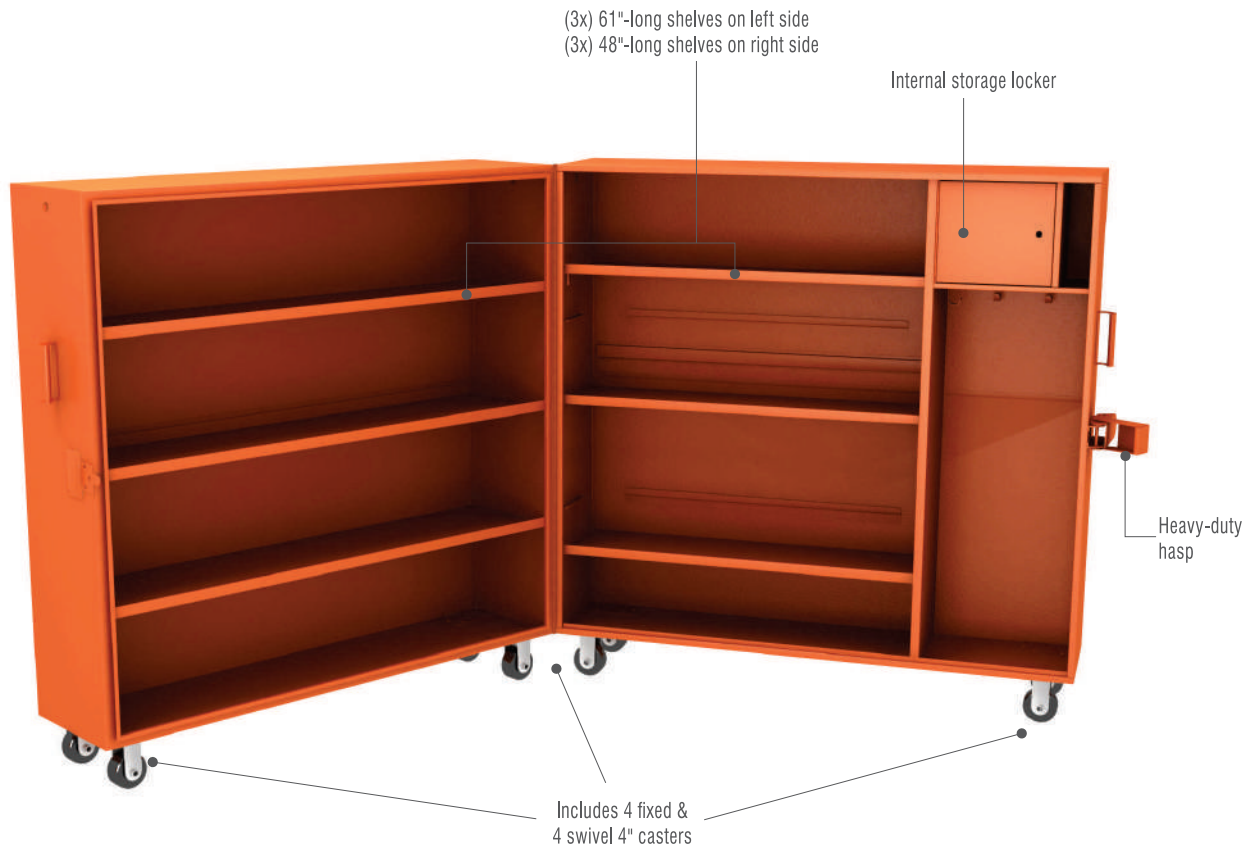


MODEL	LENGTH	DEPTH	HEIGHT	cu. ft	WIRE KNOCKOUTS	APPROX. WEIGHT (lb)
DBJB3606030Z00	60 1/8"	30 1/4"	60 3/4"	63.54	4	614



JOBSITE ROLLING CLAMSHELL CABINET

A movable storage solution with an internal locker for added security




MODEL	LENGTH	DEPTH	HEIGHT	cu. ft	WIRE KNOCKOUTS	APPROX. WEIGHT (lb)
DBJB3706230Z00	62 1/2"	30"	63 1/2"	68.90	2	503

WORKBENCHES



WORKBENCHES

Our workbenches provide the best options for dynamic work environments: storage customization, mobility, security



MODEL	LENGTH	DEPTH	HEIGHT	APPROX. WEIGHT (lb)	cu. ft	WIRE KNOCKOUTS	DOORS
DBJB4804326Z00	43 7/8"	26 7/8"	38 1/2"	342	26.27	2	4 Drawers, 1 Shelf, 4" Casters
DBJB4904926Z00	49 7/8"	26 7/8"	40 5/8"	461	31.51	2	6 Drawers, 1 Shelf, 6" Casters

FIELD OFFICE



FIELD OFFICE

Massive storage capacity, security and organization




MODEL	LENGTH	DEPTH	HEIGHT	cu. ft	WIRE KNOCKOUTS	APPROX. WEIGHT (lb)
DBJB5106342Z00	63 1/2"	42 1/2"	80"	124.94	10	772

WELDER BOX



WELDER BOX

Our sturdy welder box includes a cutout for tools connected to supply hoses



MODEL	LENGTH	DEPTH	HEIGHT	cu. ft	APPROX. WEIGHT (lb)
DBJB6103016Z00	30"	16"	12"	3.33	49

ACCESSORIES



JOBSITE STORAGE ACCESSORIES



OPTIONAL CASTERS

MODEL	ITEM	MATERIAL	LOAD RATING
DBJB7106	Black caster set 6"	Phenolic	1200 lb (4x)
DBJB7114	Black caster set 4"	Phenolic	800 lb (4x)

• Compatible with all DURABOX models

REPLACEMENT DRAWERS & SHELF



MODEL	ITEM	USED ON
DBJB7201905	2-1/2" Deep Drawer	DBJB3606030Z00
DBJB7201902	5-1/2" Deep Drawer	DBJB3606030Z00
DBJB7211505	5-1/2" Deep Drawer	DBJB4804326Z00
DBJB7221802	2-1/2" Deep Drawer	DBJB4904926Z00
DBJB7221804	4-1/2" Deep Drawer	DBJB4904926Z00
DBJB7221805	5-1/2" Deep Drawer	DBJB4904926Z00
DBJB7311805	Adjustable Shelf	DBJB4804326Z00
DBJB7321805	Adjustable Shelf	DBJB4904926Z00

REMOVABLE TRAYS

MODEL	ITEM	USED ON
DBJB7401608	Removable tray 16-13/16"x8"x4"	DBJB1103118Z00
DBJB7401808	Removable tray 18-3/16"x8"x4"	DBJB1103620Z00
		DBJB1104220Z00
DBJB7402208	Removable tray 22-3/16"x8"x4"	DBJB1104824Z00
		DBJB1106024Z00
		DBJB1107224Z00
DBJB7402808	Removable tray 28-3/16"x8"x4"	DBJB1104830Z00



dura-box.com

Distributed by: