

WINCO[®]


GENERATORS

WL12000HE-03/B
WL12000HE-03/D
 10,800 RUNNING WATTS

Rugged Steel Design.



Honda GX630 Commercial Engine.



Brushless Industrial Genend.



 An American Company.

We produce our products in our 200,000ft² facility located in Le Center, Minnesota, equipped with modern engineering, fabrication and assembly capabilities.



YOUR GEN



LED Display

Hours, RPMs, voltage, and frequency readings automatically cycle on the display.

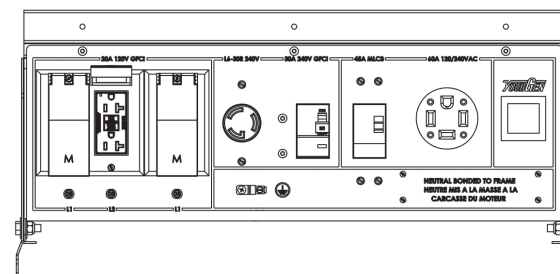
Load Bars

Easily verify the load balance on each leg of the generator end.

Warnings

The LED will flash if any parameter gets outside of normal range. A warning will also be displayed when it is time for an oil change.

Receptacle Panel



SPECIFICATIONS

ENGINE

ENGINE BRAND	HONDA
ENGINE MODEL	GX630
ENGINE STARTER	ELECTRIC
ENGINE SPEED	3600 RPM
ENGINE CYLINDERS	V-TWIN
DISPLACEMENT/TYPE	688 CC / OHV
FREQUENCY REGULATION ⁽¹⁾	+/- 3%
LOW OIL PROTECTION	STANDARD
RECOMMENDED OIL ⁽²⁾	10W-30
OIL CAPACITY	2.1 QT
FUEL TANK	15 GAL
FUEL GAUGE	YES
FULL LOAD RUN TIME ⁽³⁾	9.4 HOURS
FUEL CONSUMPTION	GAL/HR
100%	1.59
75%	1.19
50%	0.79
25%	0.40
BATTERY SIZE ⁽⁴⁾	BCI GROUP U1 300 CCA

NOTES: (1) Steady state frequency regulation. (2) The recommended oil is for normal applications. See operator's manual for the recommended oil for your needs. (3) Run time is estimated. (4) Battery not included.

OPTIONAL ACCESSORIES

FOUR-WHEEL DOLLY KIT	WITH FLAT-FREE TIRES
COVER	45" x 32" x 30"
60A PLUG	300137
BATTERY	BCI GROUP U1 300 CCA
MAINTENANCE KIT	16200-005

ELECTRICAL

STARTING WATTS	12,000
RUNNING WATTS	10,800
RUNNING AMPS @ 120 VAC	90
RUNNING AMPS @ 240 VAC	45
VOLTAGE REGULATION	CAPACITOR +/- 5%
MAIN CIRCUIT BREAKER	45 AMP, 240V (GFCI)
BONDED NEUTRAL	YES
120 VOLT RECEPTACLES	(3) NEMA 5-20 20A DUPLEX (GFCI)
120/240 VOLT RECEPTACLES	(1) NEMA 14-60R 60A
240 VOLT RECEPTACLES	(1) NEMA L6-30R 30A (GFCI)
YOURGEN METER	STANDARD


GENSET

MOTOR STARTING (CODE G)	3.5 HP
DBA @ 7 METERS	77
TOTAL HARMONIC DISTORTION	< 6%
LIFTING EYE ⁽¹⁾	STANDARD
4-WHEEL DOLLY KIT	OPTIONAL
INSULATION	CLASS H
PROTECTIVE ROLL FRAME	1.25" DIA. 14 GA. STEEL
ASSEMBLED IN	USA
EPA APPROVED	YES
CARB APPROVED	YES
TÜV CERTIFICATION	CSA
UNIT WARRANTY ⁽²⁾	3 YEARS COMMERCIAL

NOTES: (1) Shipping eye shipped loose. (2) For more generator warranty, see operator's manual.

SHIPPING

SHIPPING DIMENSIONS (L x W x H)	50" x 27" x 35"
SHIP WEIGHT	412 LBS
FREIGHT CLASS	70



Specifications are subject to change without notice.

